



RECITAL PACKET 2024

HEAR YE, HEAR YE!

You are *cordially* invited to attend TTT's season 12 recital: *tip tap toe & the Glass Slippers*

We know you have been *dreaming* about all the details for your dancer, and this packet is filled with all the *royal* information you need to know. Please take the time to read through this packet carefully and also save it as a reference tool for the weeks leading up to your dancer's *magical* day! It's going to be such a *Wonderful Time*!

Recital Informational Meeting

Will there be a recital informational meeting?

Yes! There will be two recital informational meetings held on Zoom by TTT's owner/director, Nicole Prince, to review all the details relating to our shows. This is also a great time for you to ask all of your unanswered questions!

Who should attend this meeting?

All parents! We strongly encourage all parents to attend this meeting, especially our new families, in order to get an idea of what to expect at a TTT recital. We want this show to be as seamless, exciting, and memorable as possible for you and your family!

When will our recital informational meetings be held?

🕒 May 16, 2024 at 7pm

🕒 June 9, 2024 at 12pm

Keep a look out for a message from Remind for the links for these meetings

When will the recitals be held?

🕒 JUNE 22, 2024 at 11am & 4pm

There will be two shows on this date!



Venue

Where will the show be held?

Our 2024 Recital will be held at PINOLE VALLEY HIGH SCHOOL. This packet is fill with all the *wonderful* details so you know where to go, including directions, parking, and more!

Location:

Pinole Valley High School
2900 Pinole Valley Rd
Pinole, CA 94564

Parking:

Please plan to park in the GUEST PARKING LOT located right next to the football field, front office, and gymnasium. There is no cost to park! If the guest parking lot next to the football field fills up, there is overflow parking on the opposite side of the theatre. The walk from each parking lot is about the same distance. There is ADA Parking & drop off right in front of the theatre as well! Use your own discretion if you want to drop off your dance in that area. You will still need to accompany your dancer to the dressing room check-in area.

In order to keep your dancers safe and organized, we have multiple dressing rooms throughout the theatre based on ages. We will have visible signs and plenty of staff available to direct you to the right place! On page 3, we've provided a diagram of the venue, locations of parking, dressing/holding rooms, theatre and more!

Theater Security:

We will have designated staff members and/or parent volunteers assigned to each class. At all times, dancers will be monitored and escorted by at least one adult to and from any exterior entrances!

GYMNASIUM

FOOTBALL FIELD

PARK HERE!

GUEST PARKING



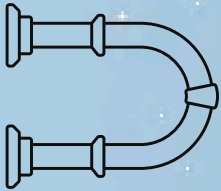
at Pinole Valley High School

VENUE

DIAGRAM

DO NOT TRY TO ENTER THE LOBBY FROM THE COURTYARD

PVHS Front Entrance



OFFICE

THE GLASS SLIPPER LOBBY!



MALE DRESSING ROOM

EDGE DRESSING ROOM

EDGE DRESSING ROOM

DRESSING ROOM A

DRESSING ROOM B



STAGE

Theatre Seating

Theatre Audience Entrance!

Dancer Check in! "Little Theater"

OVERFLOW GUEST PARKING

PARK HERE!

ADA Parking & Optional Drop-Off

PINOLE VALLEY ROAD

Recital Tickets

When will recital tickets go on sale?

Tickets will go on sale beginning SATURDAY, JUNE 1ST, at 9AM. Every TTT Family is guaranteed a total of 5 tickets for all shows to purchase (a total of 8 tickets). These guaranteed tickets will only be available on SATURDAY, JUNE 1ST, from 9AM to 12PM. On Sunday, June 2nd from 9am to 12pm and onwards are open ticket sales. During this time, you may purchase more than your guaranteed 4 tickets from the day prior.

Where do I purchase tickets?

Tickets will be sold through the studio, so you will need to purchase your tickets in person at Tip Tap Toe. A signature is required at time of purchase on June 1st. If you are unable to attend the guaranteed sales on June 1st, you may send someone for you. Please include a personal note indicating who the person is purchasing for you. If we have tickets left over, we will sell them at the door of the venue for \$30 each!

How much do tickets cost?

Tickets are \$25 each. Tickets can be purchased with cash, check, or Venmo. Exchange of tickets, and purchases will occur at the same time (PLEASE DO NOT VENMO FOR TICKETS PRIOR TO RECEIVING THEM).

Are tickets refundable?

No. Tickets are nonrefundable. Lost/Stolen/Damaged tickets will not be refunded.

Will you offer a livestream viewing option?

No. Unfortunately, at this time we do not offer a livestream viewing option.

Can my dancer watch the show in the audience with me?

Unless your dancer is in a TuTu Toddler or Hip Hop Flip Flop they are required to remain backstage throughout the entirety of the show. If your dancer is in a TuTu Toddler or Hip Hop Flip Flop class, they must be checked-out at Intermission. After intermission, your dancer may sit with you (on the lap) and watch the remainder of the show, or you are free to leave. TuTu Toddler and Hip-Hop Flip Flop dancers DO NOT need a ticket to watch the remainder of the show.

Can my child sit in my lap instead of purchasing their own ticket?

Every person entering the theatre will need a ticket (including infants). Dancers do not need a ticket nor do "Special Person and Me" dancers.

Is there a chance that my first choice in show day/time will sell out?

Yes! And again, YES! OUR SHOWS DO SELL OUT! We anticipate being at fully capacity for each performance. Please purchase your tickets EARLY to ensure you and any guests who wish to attend your dancer's performance will have a seat. We will only sell tickets at the door if we have them leftover. This is not a guarantee!

Will my seats be reserved or general admission?

All seats will be general admission.

When can I enter the lobby & theatre?

The lobby and theatre will open 30 minutes prior to showtime. You will not be able to enter the lobby any earlier than that.

When do I check in my dancer?

Dancer check-in begins 45 minutes prior to showtime. All dancers must be checked into their designated dressing rooms 30 minutes prior to show time.

If there are multiple shows on the same day, can I stay in the theatre for the next show?

No. If there are multiple shows on the same day, you will need to exit the theatre and the TTT & The Glass Slippers lobby after your first show, and make sure to take all your belongings. You may not leave items in your seat for future shows. The theatre will be cleaned in between each show, and any items left will be turned into lost & found. Thank you in advanced for your amazing corporation.



Tech Rehearsal

Tech Rehearsal is a very important part of our annual recital experience as it is the first time your dancer will perform full-out on the theatre stage. Costumes are NOT needed for this rehearsal.

When is Tech Rehearsal?

DATE: June 21, 2024

TIME: 5:15pm (tutu toddlers & hip hop flip flop classes) & 5:30pm (all other classes)

Where is Tech Rehearsal?

Tech rehearsal will be held at Pinole Valley High School, 2900 Pinole Valley Rd, Pinole, CA 94564

Will I still have my regular class during my tech rehearsal week?

Yes! We like to still hold dance class up until the weekend of the show.

Who can watch tech rehearsal?

Only one adult per dancer is allowed in the venue during tech rehearsal. Siblings ARE NOT permitted in the venue during tech rehearsal.

What is the tech rehearsal process?

You will enter the venue and find your dancer's designated section based on their class. If your dancer is in multiple classes/dances, they will sit with the class/dance that is in the show first. Plenty of staff will be on hand to direct you and your dancer on where to go. We ask that parents sit in the back of the theatre in order to minimize traffic.

Tech Rehearsal will be ran out of show order (the schedule is attached on page 6) with the exception of both finales, TuTu Toddlers, Hip Hop Flip Flop, and EDGE routines. Tutu Toddler and Hip Hop Flip Flop classes along with their intermission finale will go first. My Special Person and Me is next with the closing finale following. From there, we will run tech in a set order. EDGE routines will not be ran during tech. Staff will take dancers class by class backstage and then onstage when it's their turn. This process mimics how the dancers will be lining up backstage for their big day!

You are NOT required to stay for the entirety of tech. Once your dancer has finished their dance(s), you are excused.

What time do I arrive at Tech Rehearsal?

Please arrive at the venue at least 5 minutes prior to our start time at 5:15 (tutu toddlers & hip hop flip flops) or 5:30 (everyone else). It is very important that your dancer arrives at the venue before our start time. **Please note: We will not wait past the scheduled time for any dancer, and we cannot perform the routine again if you or your dancer arrives late.**

Should my dancer arrive at Tech Rehearsal in costume?

No. Costumes are not needed for this rehearsal! Please have your dancer wear what they normally would to their dance class.


Can I video my dancer at Tech Rehearsal?

Yes! Tech rehearsal is a great time to video your dancer! Please take as many photos/videos as you would like! During the show, there can be NO flash photography, but taking pictures without a flash is fine.

PLEASE SEE THE ORDER OF **TECH REHEARSAL** LISTED BELOW. REVIEW CAREFULLY TO NOTE YOUR DANCER'S ROUTINE(S) AND IDENTIFY WHAT CLASS DANCE THEY ARE IN FIRST

TECH ORDER #	CLASS	TITLE OF ROUTINE
1	Monday Tutu Toddlers 2.5/3.5 4-4:30	A Dream is a Wish
2	Tuesday Tutu Toddler 2.5/3.5 3:30-4	Little Dressmakers
3	Monday Hip Hop Flip Flop 5+ 4-4:45	They've Got the Magic
4	INTERMISSION	A Wonderful Dream Come True
5	My Special Person & Me	The Fairy Godfathers of Happily Ever After
6	FINALE	The Clock Strikes Season 12
7	OPENING NUMBER	TTT & The Glass Slippers
8	Wednesday Mini Ballerina/Tap 4/5 4:15-5	The Stepmother's Kittens
9	Wednesday Mini Ballerina/Tap 4/5 4:15-5	A Royal Wedding
10	Thursday Mini Ballerina/Tap 4/5 4-4:45	Getting Ready for the Ball
11	Thursday Mini Ballerina/Tap 4/5 4-4:45	Stepsisters Lament
12	Wednesday Exploring Ballet/Jazz 5/6 5-5:50	She's a Go-Getter
13	Wednesday Exploring Ballet/Jazz 5/6 5-5:50	Dreaming About the Prince
14	Thursday Exploring Ballet/Jazz 6/7 3:45-4:35	Rockin' Blue Birds
15	Thursday Exploring Ballet/Jazz 6/7 3:45-4:35	Believing in a Little Magic
16	Monday Tap 2 9+ 5:40-6:30	She Works Hard
17	Wednesday Tap 4 7:30-8:20p	The Left Behind Glass Slipper
18	Monday Beg/Int Hip Hop 8+ 4:45-5:35	The King's Royal Decree
19	Tuesday Ballet 3 9+ 4-4:50	Enchanted To Meet You
20	Thursday Tap 1 8+ 5:40-6:30	Tick Tock Clock Crew
21	Wednesday Musical Theatre 8+ 4-4:50	Meet Prince Charming!
22	Tuesday Ballet 2 9+ 4-4:50	Oh, Sing Sweet Nightingale
23	Monday Beg/Int Tumbling 7+ 5-5:50	The Kingdom's Excitement!
24	Tuesday Tap 3 5-5:50	Running From the Palace
25	Thursday Beg/Int Tumbling 7+ 4:40-5:30	The Shoe Fits!
26	Wednesday Pointe 1/2 6-6:50	Caught Up in a Dream





THE BIG DAY!

Tip Tap Toe & The Glass Slippers



This is the BIG, exciting day that your dancer has been working hard for all season long! It's going to be such a BALL for them to take the stage and perform! We want to make this experience the best it can be for you and your dancer, so please continue to read all the details below carefully.

What time do I need to arrive at the theatre?

We will begin checking dancers in 45 minutes prior to the start of the show, and ALL dancers will need to be checked in later than 30 minutes before the show begins.

Where do I drop off my dancer?

You will be able to drop off your dancer at our check in station at the "Little Theater" entrance. There will be a big sign out front that says "Check-In"

Who can drop off my dancer?

We ask that only ONE PARENT check in and drop off each dancer. No parents will be able to enter the dressing room (unless they are a chaperone or have given prior notice that they will be staying backstage throughout the entirety of the show with their dancer). We have capable Tip Tap Toe staff members to assist your dancers once they are checked in and dropped off.

Check In/Arrival Policy & Proceeders:

- As you arrive you will be greeted by TTT staff who will help direct you to the appropriate check in area for your dancer
- We will have one main check in point located to the left of the main theater entrance (if you are facing it) called "Little Theater." We will have signage and staff on site to assist you!
- Boys:** Your check in location will be at the same place as everyone else's. However, we have a separate designated dressing area for all of our male dancers.
- At check in you will receive a TTT Magical Pumpkin (aka ticket) with a reminder of our dismissal policy at intermission or the end of the show.
- After checking in and dropping off your dancer, you will join your family/guests and enter the theatre to find your seats. Reminder, no one expect dancers, pre-approved chaperones, and TTT Staff are allowed past the check-in point or in the holding/dressing rooms at any times.

Check Out/Dismissal Policy & Proceeders:

- You will need to bring your TTT Magical Pumpkin you received at Check In to pick up your dancer. If you loose your TTT Magical Pumpkin, you're going to have to deal with Cinderella's Evil Stepmother! Just kidding! We will still release your dancer, but for their safety, we will require additional verification.
- If your dancer is a Tutu Toddler or in Hip Hop Flip Flop, you are required to pick them up at intermission. You may return to the theatre with your dancer to enjoy the remainder of our show on your lap.
- All other dancers must remain in the dressing rooms for the entirety of the show.

Should my dancer arrive at the recital in costume?

Yes! If your dancer only has one routine, we ask that they arrive dressed in their costume with hair and makeup done. This will help things run smoothly! If they have multiple routines and are unable to dress themselves, we require that you have a pre-approved chaperone backstage to help your dancer change. Please have their costumes, shoes, and hair supplies organized, labeled and readily available in a small bag or garment bag. Please note, if your dancer is only in one routine, we prefer they do not bring a bag into the dressing room unless absolutely necessary.

IMPORTANT: If you wish to take photos with your dancer before the show at our fun TTT & The Glass Slippers Step & Repeat Sign, you need to allow yourself enough time to have your dancer checked in. **ALL DANCERS must be checked into the dressing room 30 minutes before each show time.** Once they are checked in, they MAY NOT leave the holding/dressing room area to take photos or for any other reason.

Can I go backstage or to the dressing room to assist my dancer between routines?

No parents, family, or friends will be allowed in the backstage or holding/dressing areas at anytime during the show unless they are pre-approved. No exceptions! Our staff will be there to assist your dancer with anything they might need. Thank you for respecting this policy -- it is for the safety and security of the dancers!



PLEASE SEE THE **ORDER OF THE SHOW** LISTED BELOW. REVIEW CAREFULLY TO NOTE YOUR DANCER'S ROUTINE(S) AND IDENTIFY ANY QUICK COSTUME CHANGES

SHOW ORDER #	CLASS	TITLE OF ROUTINE
1	TTT & The Glass Slippers Cast	TTT & The Glass Slippers
2	Wednesday Mini Ballerina/Tap 4/5 4:15-5	The Stepmother's Kittens
3	EDGE Pre-Teen Jazz	The Glamorous Stepmother
4	Monday Tap 2 9+ 5:40-6:30	She Works Hard
5	EDGE Senior Contemporary	Mourning Cinderella's Father
6	Monday Tutu Toddlers 2.5/3.5 4-4:30	A Dream is a Wish
7	EDGE Pre-Teen Tap	Get Up, Cinderella!
8	Thursday Exploring Ballet/Jazz 6/7 3:45-4:35	Rockin' Blue Birds
9	EDGE Junior Jazz	It's Finally Wednesday!
10	Monday Beg/Int Hip Hop 8+ 4:45-5:35	The King's Royal Decree
11	EDGE Pre-Teen Character	Prince Charming Visits America
12	EDGE Senior Tap	Pre-Ball Workout
13	Wednesday Musical Theatre 8+ 4-4:50	Meet Prince Charming!
14	Monday Hip Hop Flip Flop 5+ 4-4:45	They've Got the Magic
15	Tuesday Tutu Toddler 2.5/3.5 3:30-4	Little Dressmakers
16	Tuesday Ballet 2 9+ 4-4:50	Oh, Sing Sweet Nightingale
17	Wednesday Exploring Ballet/Jazz 5/6 5-5:50	She's a Go-Getter
18	Thursday Mini Ballerina/Tap 4/5 4-4:45	Getting Ready for the Ball
19	Monday Beg/Int Tumbling 7+ 5-5:50	The Kingdom's Excitement!
20	Wednesday Pointe 1/2 6-6:50	Caught Up in a Dream
21	INTERMISSION	A Wonderful Dream Come True
22	EDGE Hip Hop Lime	Racing to the Royal Ball
23	EDGE Junior Tap	The Wild Stepsisters
24	Thursday Exploring Ballet/Jazz 6/7 3:45-4:35	Believing in a Little Magic
25	EDGE HS Character	Royalty From Another Land
26	EDGE Junior Contemporary	Together We're Safe & Sound
27	Thursday Mini Ballerina/Tap 4/5 4-4:45	Stepsisters Lament
28	Tuesday Ballet 3 9+ 4-4:50	Enchanted To Meet You
29	Thursday Tap 1 8+ 5:40-6:30	Tick Tock Clock Crew
30	EDGE Teen Jazz	Love Fever
31	EDGE Senior Jazz	Adiós Prince Charming
32	Tuesday Tap 3 5-5:50	Running From the Palace
33	Wednesday Exploring Ballet/Jazz 5/6 5-5:50	Dreaming About the Prince
34	Wednesday Tap 4 7:30-8:20p	The Left Behind Glass Slipper
35	EDGE Pre-Teen Contemporary	Prince Charming's Search
36	EDGE Hip Hop Team NEON	Whatcha Know About Cinderella?
37	Thursday Beg/Int Tumbling 7+ 4:40-5:30	The Shoe Fits!
38	Wednesday Mini Ballerina/Tap 4/5 4:15-5	A Royal Wedding
39	My Special Person & Me	The Fairy Godfathers of Happily Ever After
40	FINALE	The Clock Strikes Season 12



Stage Makeup & Hair


Does my dancer need to wear makeup for the recital?

Yes! The lights on stage are very bright, and the theatre is large! All dancers will need to wear makeup for the show at Pinole Valley High School. This will help their gorgeous faces to not be washed out by the lights and to better stand out on stage.

All dancers should look their best for their big day! For the younger dancers, we suggest blush and lipstick. The older dancers should wear blush, lipstick, and eye makeup. A small amount of body and/or hair glitter is great for all ages, and it adds that Fairy Godmother special touch!

How do I style my dancer's hair for the recital?

For uniformity, we require your dancer's hair to be in a bun. You can choose whether you want it high or low! Hair should be as neat, secure, and clean as possible. If your class hairstyle says "Pretty" on our costume look book, this just means to fix your child's hair however you like best. This is a special day, so you should make a special effort to help your dancer look their best! Use gel/clips/hairspray to smooth fly-aways so that all dancers have a classy and uniform look on stage! If you have a hairpiece, please also make sure it is very secure so that it does not fall off during the performance! All hairpieces should be placed on the dancer's right side.



CLASS/DAY/TIME	SHOES, TIGHTS, ETC.	HAIR, HAIRPIECE, & MAKEUP
Tutu Toddlers 2.5/3.5 Monday 4:00-4:30p	🍊 Ballet shoes 🍊 White ruffle socks 🍊 No tights	✦ Pretty Hair (Your choice, pulled back) ✦ Velvet bow hair clip on dancer's right ✦ Bright blush, mascara, & lipstick *recommend filling in eyebrows & body glitter
Hip Hop Flip Flop 5+ Monday 4:00-4:45p	🍊 White sneakers 🍊 No show socks 🍊 No tights	✦ Pretty Hair (Your choice, pulled back) ✦ Jeweled bow hair clip on dancer's right ✦ Bright blush, mascara, & lipstick *recommend filling in eyebrows & body glitter
Beg/Int Hip Hop 8+ Monday 4:45-5:35p	🍊 Black clean sneakers 🍊 Flesh tone tights 🍊 Red fingerless gloves	✦ Bun (high or low) ✦ Sparkle scrunchie around dancer's bun ✦ Bright blush, mascara, & red lipstick *recommend filling in eyebrows & body glitter
Beg/Int Tumbling 7+ Monday 5:00-5:50p	🍊 No shoes/barefoot 🍊 Flesh tone convertible tights	✦ Bun (high or low) ✦ Feathered hair clip on dancer's right ✦ Bright blush, mascara, & red lipstick *recommend filling in eyebrows & body glitter
Tap 2 9+ Monday 5:40-6:30p	🍊 Tap shoes 🍊 Flesh tone tights	✦ Bun (high or low) ✦ Pouf hair clip on dancer's right ✦ Bright blush, mascara, & red lipstick *recommend filling in eyebrows & body glitter
Tutu Toddler 2.5/3.5 Tuesday 3:30-4:00p	🍊 Ballet shoes 🍊 White ruffle socks & No tights 🍊 White Short Gloves	✦ Pretty Hair (Your choice, pulled back) ✦ Pearl pouf hair clip on dancer's right ✦ Bright blush, mascara, & lipstick *recommend filling in eyebrows & body glitter
Ballet 2 9+ Tuesday 4:00-4:50p	🍊 Ballet shoes 🍊 Flesh tone tights	✦ Bun (high or low) ✦ Beaded appliqué on dancer's right ✦ Bright blush, mascara, & red lipstick *recommend filling in eyebrows & body glitter
Ballet 3 11+ Tuesday 4:00-4:50p	🍊 Ballet shoes 🍊 White ruffle socks & No tights 🍊 Sparkly choker	✦ Bun (high or low) ✦ Tiara on crown of head ✦ Bright blush, mascara, & red lipstick *recommend filling in eyebrows & body glitter
Tap 3 Tuesday 5:00-5:50p	🍊 Tap shoes 🍊 Flesh tone tights	✦ Bun (high or low) ✦ Bright blush, mascara, & red lipstick *recommend filling in eyebrows & body glitter
Musical Theatre 8+ Wednesday 4:00-4:50p	🍊 Tap shoes 🍊 Flesh tone tights & gloves	✦ Bun (high or low) ✦ Bright blush, mascara, & red lipstick *recommend filling in eyebrows & body glitter
Mini Ballerina/Tap 4/5 Wednesday 4:15-5:00p	🍊 White ruffle socks 🍊 No tights BALLET 🍊 Ballet shoes 🍊 Blue tutu TAP 🍊 Tap shoes 🍊 Fur vest & black/white skirt	✦ Pretty Hair (Your choice, pulled back) ✦ Bright blush, mascara, & lipstick *recommend filling in eyebrows & body glitter BALLET ✦ Flower hair clip on dancer's right TAP ✦ Black/white striped bow on dancer's right
Exploring Ballet/Jazz 5/6 Wednesday 5:00-5:50p	🍊 Flesh tone tights BALLET 🍊 Ballet shoes 🍊 Purple tutu JAZZ 🍊 Jazz shoes 🍊 Houndstooth vest & skirt	✦ Bun (high or low) ✦ Bright blush, mascara, & lipstick *recommend filling in eyebrows & body glitter BALLET ✦ Flower hair clip on dancer's right JAZZ ✦ Purple sparkly bow on dancer's right
Pointe 1/2 Wednesday 6:00-6:50p	🍊 Ballet/Pointe shoes 🍊 Flesh tone tights	✦ Bun (high or low) ✦ Sparkly appliqué on dancer's right ✦ Bright blush, mascara, & red lipstick *recommend filling in eyebrows & body glitter
My Special Person & Me	🍊 Jazz shoes 🍊 Flesh tone tights 🍊 White stain elbow gloves	✦ Bun (high or low) ✦ Tiara on crown of head ✦ Bright blush, mascara, & red lipstick *recommend filling in eyebrows & body glitter
Tap 4 Wednesday 7:30-8:20p	🍊 Tap shoes 🍊 Flesh tone tights	✦ Bun (high or low) ✦ Bright blush, mascara, & red lipstick *recommend filling in eyebrows & body glitter
Exploring Ballet/Jazz 6/7 Thursday 3:45-4:35p	🍊 Flesh tone tights BALLET 🍊 Ballet shoes 🍊 Blue tutu JAZZ 🍊 Jazz shoes 🍊 Blue feather skirt	✦ Bun (high or low) ✦ Bright blush, mascara, & lipstick *recommend filling in eyebrows & body glitter BALLET ✦ Blue tulle clip on dancer's right JAZZ ✦ Feathered clip on dancer's right
Mini Ballerina/Tap 4/5 - Thursday 4:00-4:45p	🍊 White ruffle socks 🍊 No tights BALLET 🍊 Ballet shoes 🍊 Yellow tutu TAP 🍊 Tap shoes 🍊 Fringe skirt, polka dot gloves, & strap bows	✦ Pretty Hair (Your choice, pulled back) ✦ Bright blush, mascara, & lipstick *recommend filling in eyebrows & body glitter BALLET ✦ Yellow bow clip on back of dancer's head TAP ✦ Polka dot bow on dancer's right
Beg/Int Tumbling 7+ - Thursday 4:40-5:30p	🍊 No shoes/barefoot 🍊 Flesh tone convertible tights	✦ Bun (high or low) ✦ Sparkly barrettes on dancer's right ✦ Bright blush, mascara, & red lipstick *recommend filling in eyebrows & body glitter
Tap 1 8+ Thursday 5:30-6:20p	🍊 Tap shoes 🍊 Flesh tone tights	✦ Bun (high or low) ✦ Gem hairpiece around dancer's bun ✦ Bright blush, mascara, & red lipstick *recommend filling in eyebrows & body glitter

Class/Day	Class Dance Name	Picture Time	Notes
Thursday Mini Ballerina/Tap 4/5 4-4:45	Getting Ready for the Ball	 3:30	*wear fringe skirt/polka dot gloves, & bows Tap Shoes
Monday Tutu Toddlers 2.5/3.5 4-4:30	A Dream is a Wish	3:35	*Wear Ballet shoes
Tuesday Tutu Toddler 2.5/3.5 3:30-4	Little Dressmakers	3:45	*Wear Tap shoes
Monday Hip Hop Flip Flop 5+ 4-4:45	They've Got the Magic	3:50	*Wear white tennis shoes
Wednesday Mini Ballerina/Tap 4/5 4:15-5	The Stepmother's Kittens	 4:00	*Wear black and white skirt/ bow, fur coat, & Tap Shoes
Thursday Exploring Ballet/Jazz 6/7 3:45-4:35	Rockin' Blue Birds	 4:05	*wear feather jazz skirt/feather hair clip & Jazz Shoes
Wednesday Exploring Ballet/Jazz 5/6 5-5:50	She's a Go-Getter	 4:15	*wear jazz skirt/vest/bow and Jazz Shoes
Monday Tap 2 9+ 5:40-6:30	She Works Hard	4:20	
Wednesday Tap 4 7:30-8:20p	The Left Behind Glass Slipper	4:30	
Tuesday Ballet 2 9+ 4-4:50	Oh, Sing Sweet Nightingale	4:35	
Monday Beg/Int Hip Hop 8+ 4:45-5:35	The King's Royal Decree	4:45	
Tuesday Ballet 3 9+ 4-4:50	Enchanted To Meet You	4:50	
Thursday Tap 1 8+ 5:40-6:30	Tick Tock Clock Crew	5:00	
Wednesday Musical Theatre 8+ 4-4:50	Meet Prince Charming!	5:05	
My Special Person & Me	The Fairy Godfathers of Happily Ever After	5:15	
Monday Beg/Int Tumbling 7+ 5-5:50	The Kingdom's Excitement!	5:20	
Tuesday Tap 3 5-5:50	Running From the Palace	5:25	
Thursday Beg/Int Tumbling 7+ 4:40-5:30	The Shoe Fits!	5:35	
Wednesday Pointe 1/2 6-6:50	Caught Up in a Dream	5:40	
*Any EDGE Trio/Solo/Duo last			

Picture Day Schedule

Date: May 31st

Where: TBA



Studio Info


Last Day of Dance: JUNE 20, 2024

Please try to attend ALL classes between now and the end of the season, so all dancers will be well-prepared for their recital performance!

Registration for the 2024-2025 Season

Registration for our 13th season will be held in May! Keep an eye out for more information in the coming weeks.

**FOLLOW US ON ALL
OUR SOCIALS!**



Summer 2024

Dance is fun all year long at Tip Tap Toe! Fill your summer with fun dancing by registering for one or more of our TTT Summer Camps! [Registration Form HERE!](#)

Princess Tea Party (Preschool/Pre K)

☀️ 7/9 & 7/11 9:00am-10:00am \$65



Under the Sea Adventure (Preschool/Pre K)

☀️ 7/16 & 7/18 9:00am -10:00am \$65



TTT Intensive (age 6-10)

☀️ 7/8, 7/10, & 7/12 10:00am-12:00pm \$165

☀️ 7/15, 7/17, & 7/19 10:00am-12:00pm \$165



TTT Advanced Training Intensive (age 11+)

☀️ 7/8-7/11 12:15-3:45pm \$175

☀️ 7/15-7/18 12:15-3:45pm \$175



OPEN CLASS TRAINING

Let's Get That Aerial! (Tumbling)

☀️ 7/9 11:00am-12:00pm \$25

☀️ 7/16 11:00am-12:00pm \$25

Move With Grace (Contemporary Ballet)

☀️ 7/11 11:00am-12:00pm \$25

☀️ 7/18 11:00am-12:00pm \$25

Go With the Flow (Improv/Choreographing)

☀️ 7/12 11:00am-12:00pm \$25

☀️ 7/19 11:00am-12:00pm \$25

